

IP support measures for SMEs in Japan

May 2021

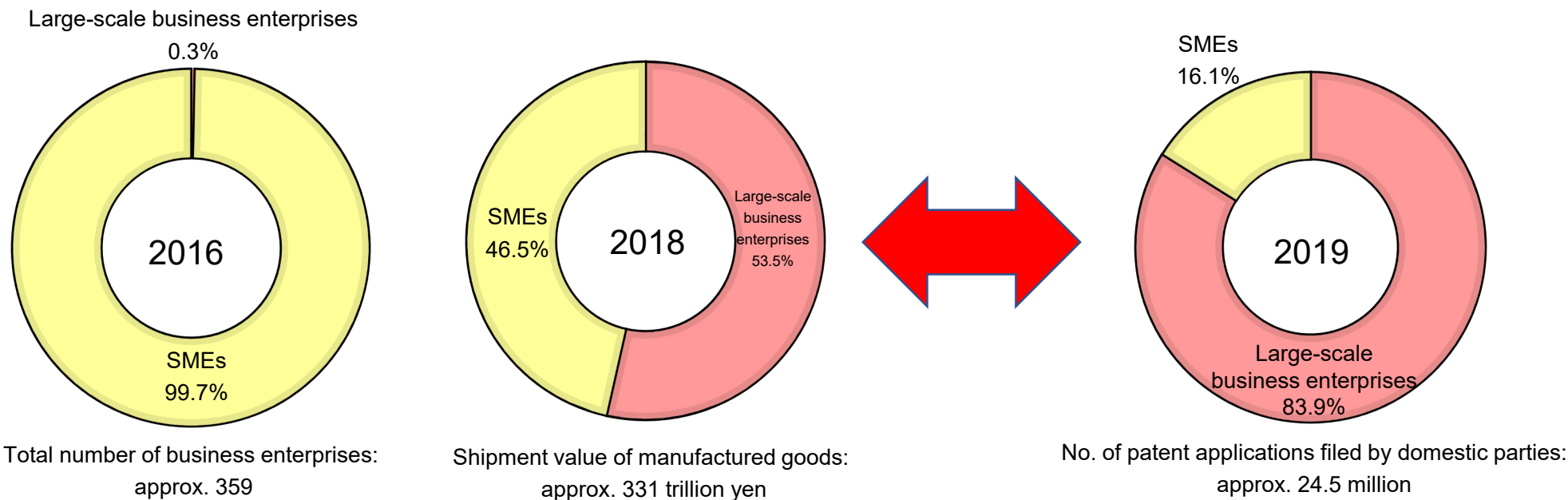
Hidenori Oka

Associate Managing Specialist for Industrial Property Rights,
IP Promotion Division, Policy Planning and Coordination Department,
Japan Patent Office



Number of Patent Applications Filed by SMEs

“ Percentage of SMEs in number of firms, shipment value of manufactured goods, and number of patent applications ”



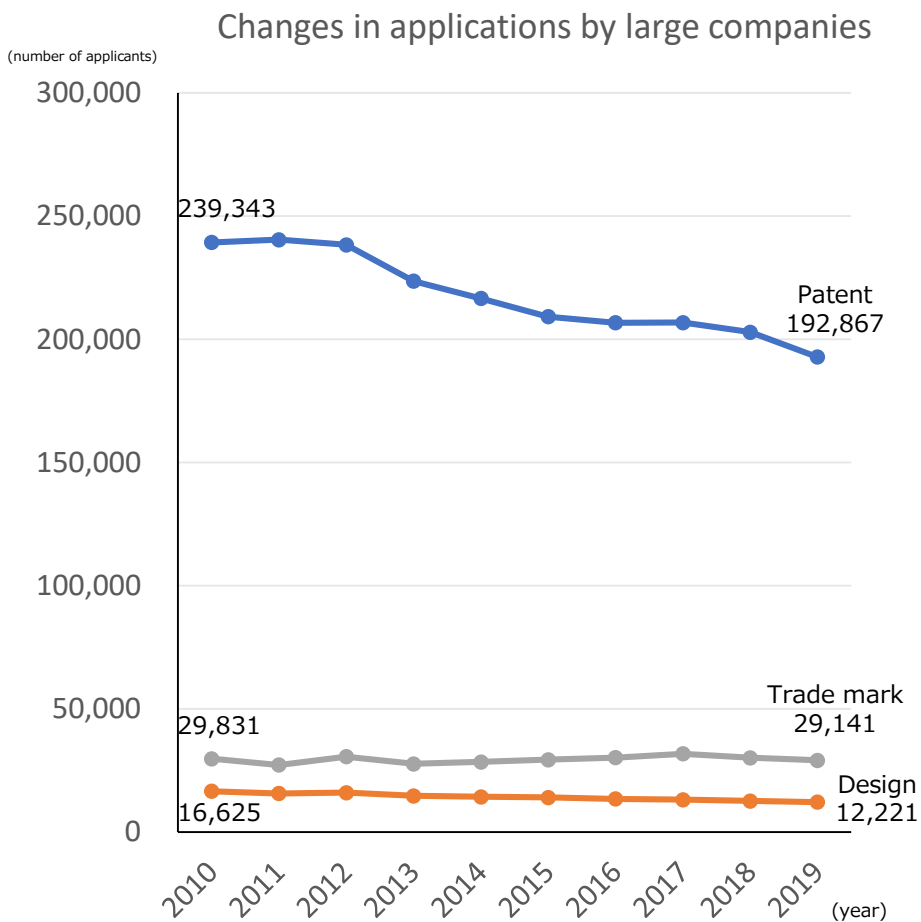
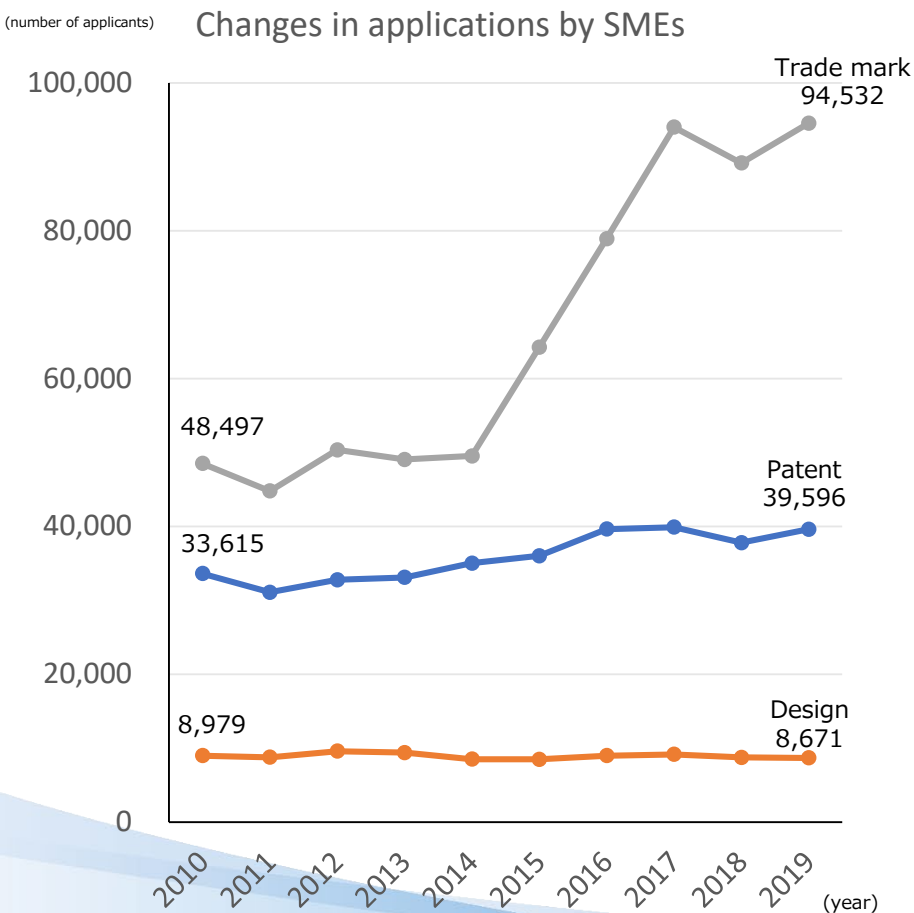
Source: Japan Patent Office Annual Report 2020, Census of Manufactures

Definition of a SME

	Manufacturing and Others	Wholesales	Retail	Service
Capital	300 million yen or less	100 million yen or less	50 million yen or less	50 million yen or less
Number of Employees	300 or less	100 or less	50 or less	100 or less

Number of IPR Applications Filed by SMEs and Large company

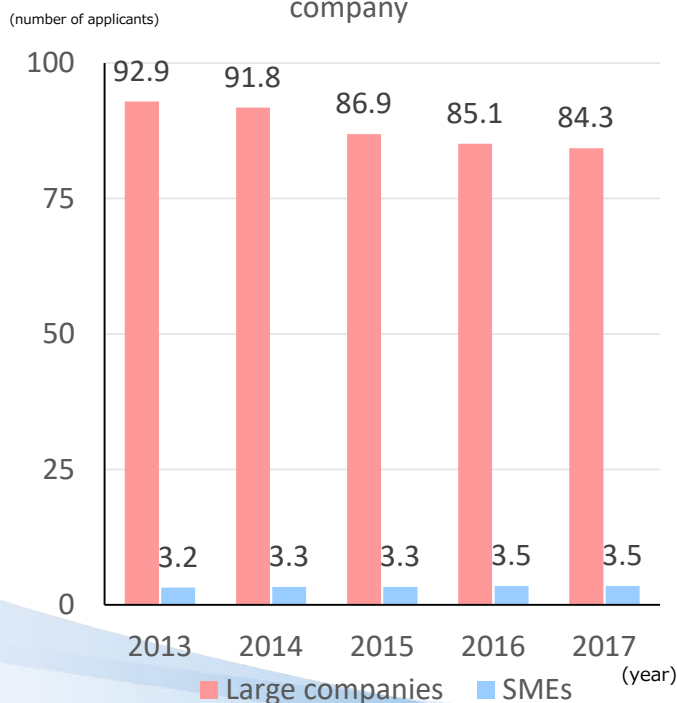
- The number of patent and trademark applications filed by SMEs is on the rise, while the number of design applications has remained almost unchanged.
- The number of patent and design applications filed by large companies is on a downward trend, while the number of trade mark applications has remained almost unchanged.



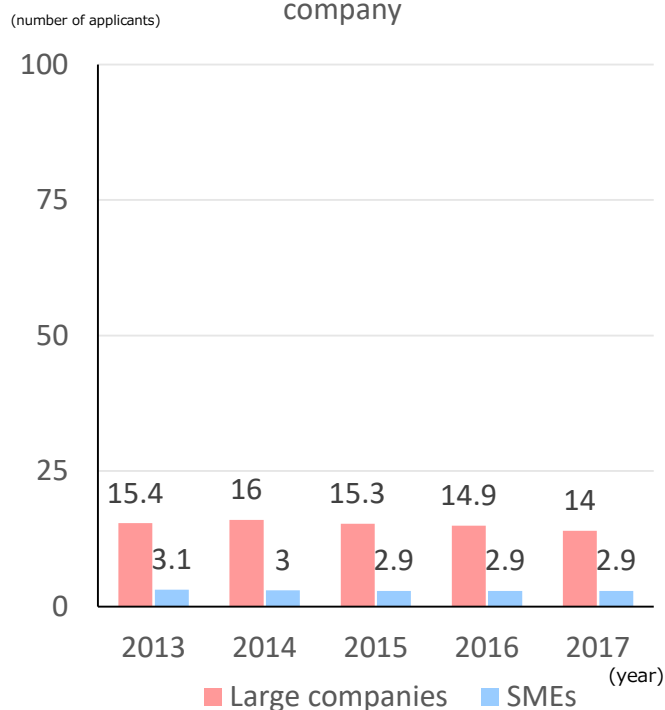
Number of IPR Applications per Company by SMEs and Large Company

- The number of patent applications per company is 84.3 for large companies and 3.5 for SMEs as of 2017, but the number of patent applications per company for large companies is on a downward trend, while the number of applications for SMEs is on an upward trend.
- Comparing the number of design applications per company, as of 2017, large companies have about five times as many applications as SMEs.
- Comparing the number of trade mark applications per company, as of 2017, large companies have about three times as many applications as SMEs.

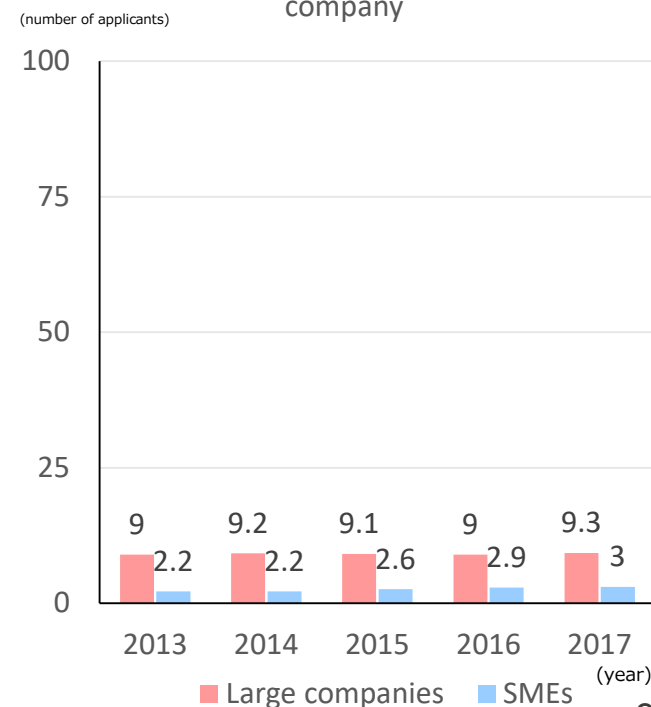
Number of patent applications per company



Number of design applications per company



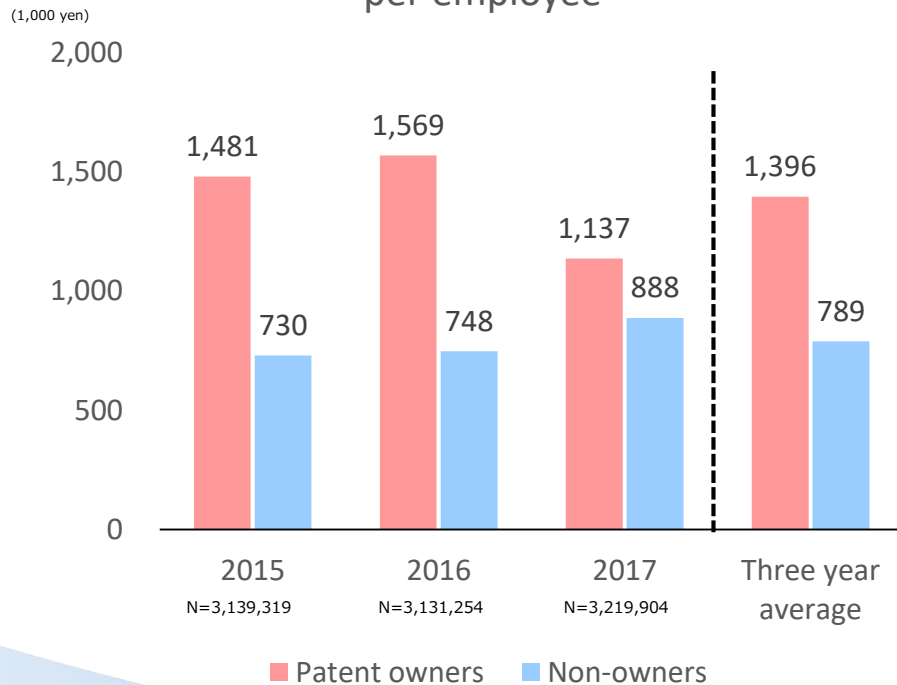
Number of trade mark applications per company



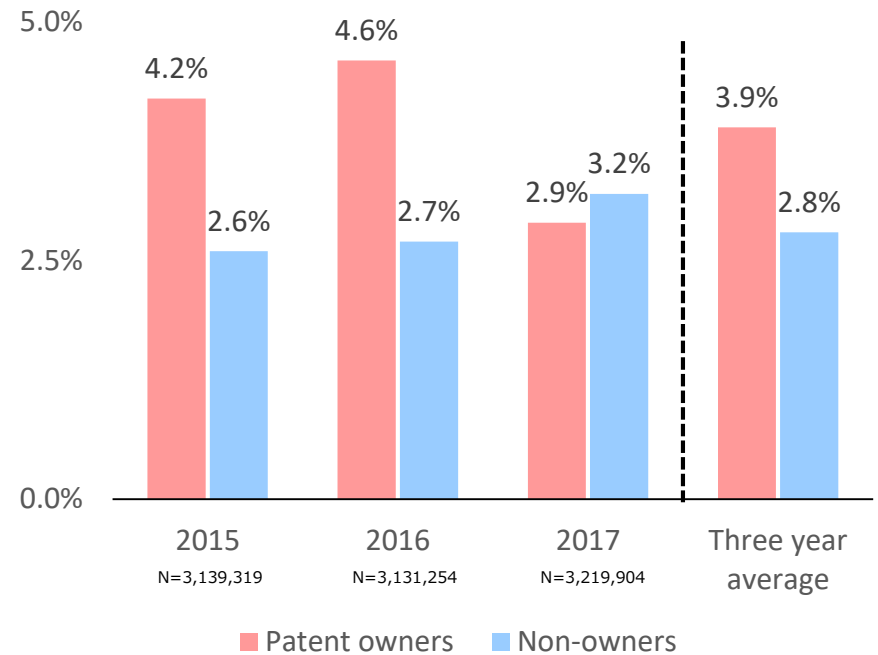
Patent Ownership and Corporate Performance of SMEs

- SMEs that own patents have a 77% higher operating income per employee than SMEs that do not own patents (three-year average, 2015-2017).
- SMEs that own patents have an operating profit on sale 1.1 percentage points higher than SMEs that do not own patents (three-year average, 2015-2017).

Patent ownership and operating income per employee



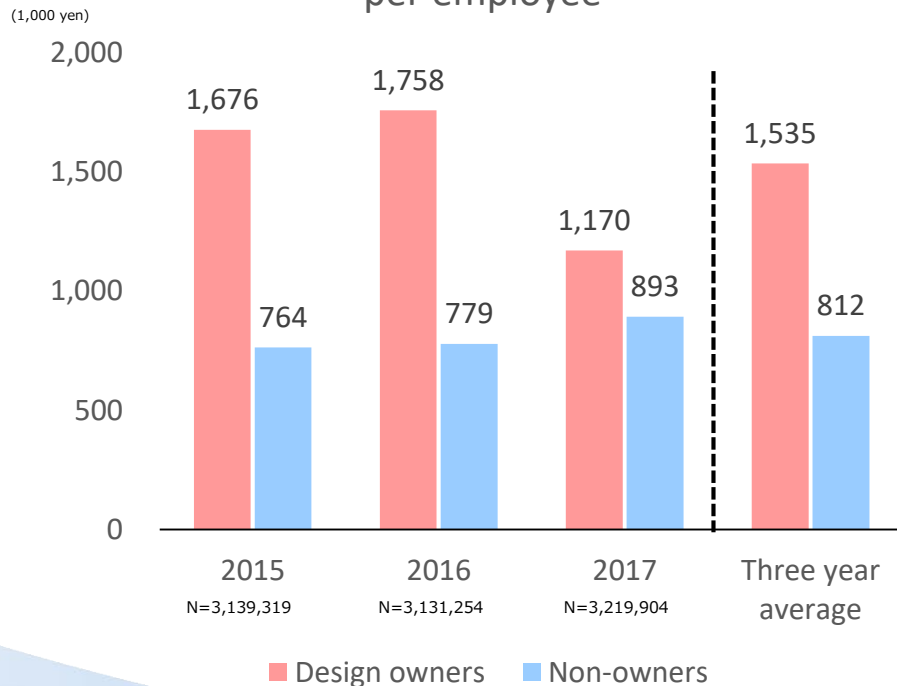
Patent ownership and operating profit on sales



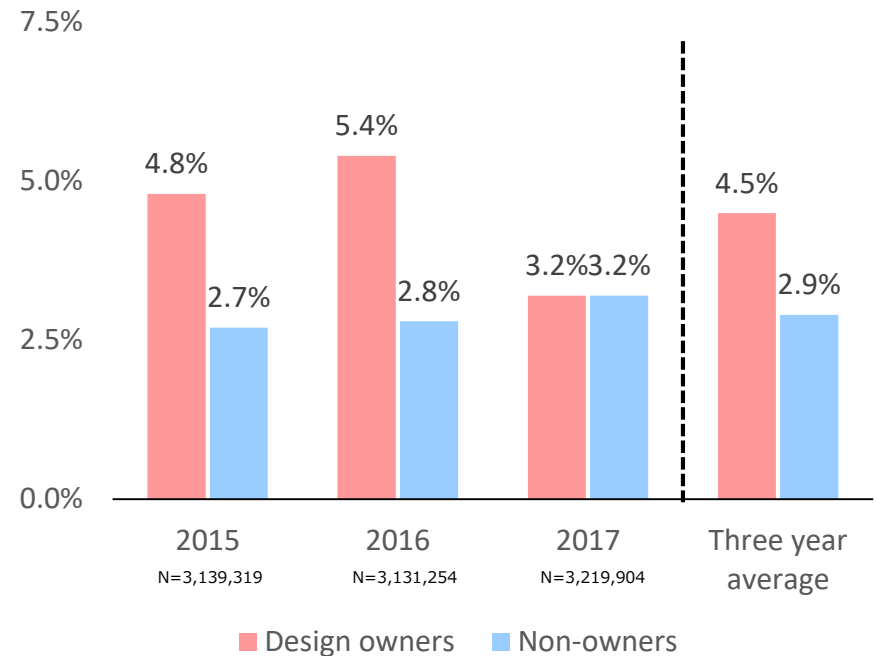
Design Ownership and Corporate Performance of SMEs

- SMEs that own design have a 89% higher operating income per employee than SMEs that do not own design (three-year average, 2015-2017).
- SMEs that own design have an operating profit on sale 1.6 percentage points higher than SMEs that do not own design (three-year average, 2015-2017).

Design ownership and operating income per employee

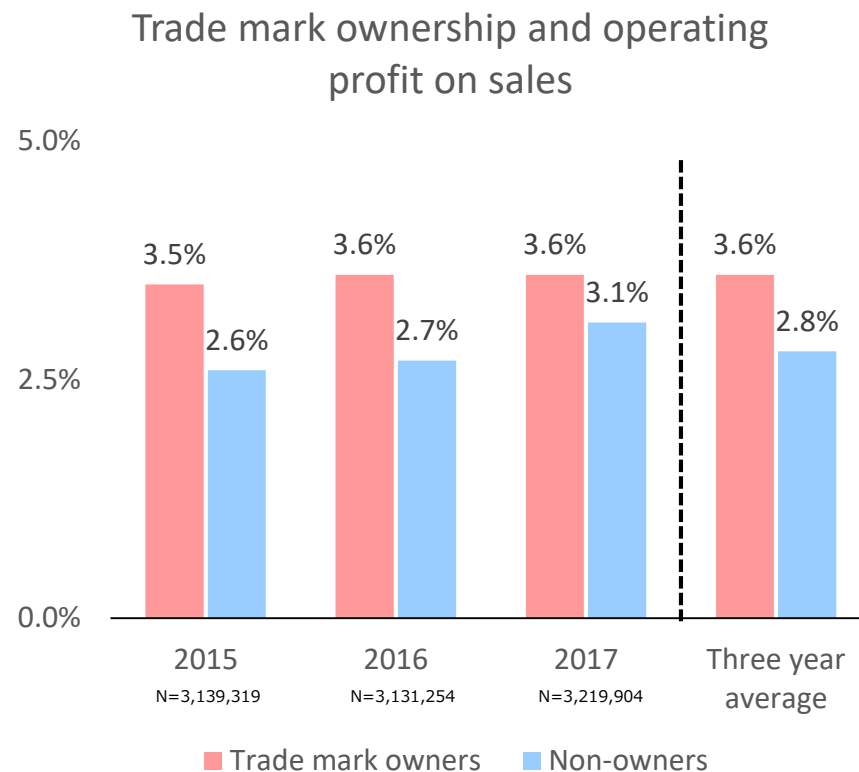
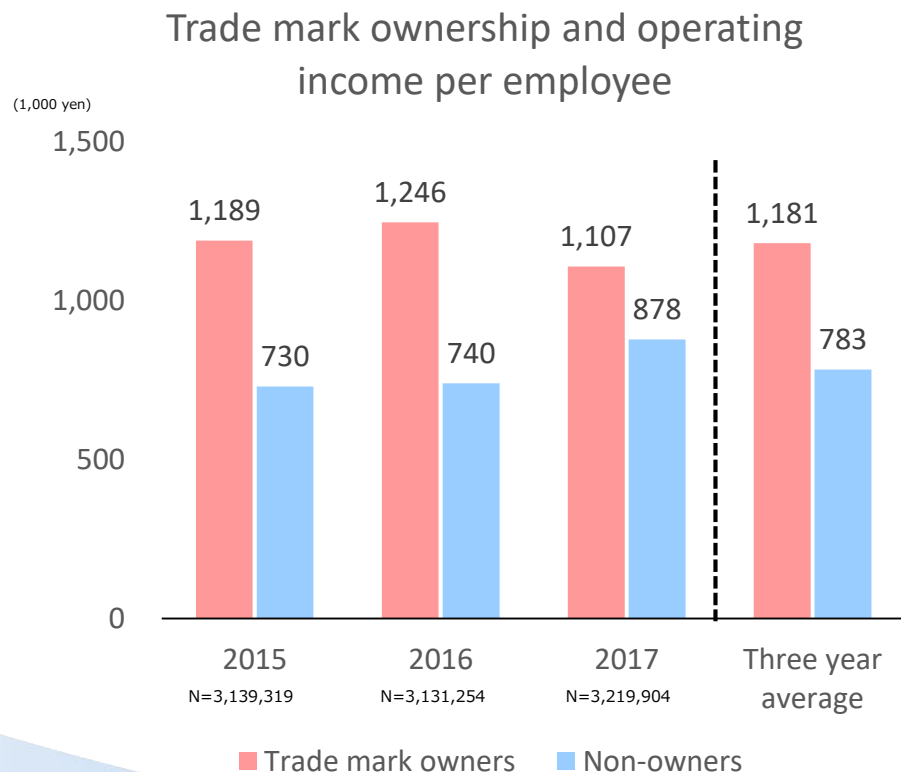


Design ownership and operating profit on sales



Trade Mark Ownership and Corporate Performance of SMEs

- SMEs that own trade mark have a 51% higher operating income per employee than SMEs that do not own trade mark (three-year average, 2015-2017).
- SMEs that own trade mark have an operating profit on sale 0.8 percentage points higher than SMEs that do not own trade mark (three-year average, 2015-2017).



JPO's Measures to Support SMEs in Each Business Phase

Idea / R&D

Acquisition of intellectual property

Productization

Overseas expansion

[Provision of IP information]

- (1) Provision of J-PlatPat
- (2) Support for the analysis and utilization of patent information

(3) Providing IP BASE

(9) Licensable Patent Information Database

(11) Provision of information on the IP of emerging countries and regions

[Funding support]

- (4) Patent fee reduction/exemption
- (5) Reduction of examination request fee

(10) IP-backed financing

(12) Support for various costs related to IP

[Expert advice]

- (6) Trade Secret Protection Support Services
- (7) Intellectual Property Acceleration Program (IPAS)

(13) Global intellectual property producers

[Support regarding trials and examination]

- (8) Accelerated examination / trial

(14) International Business-Related IP Support Services

(15) IP Comprehensive Helpdesks Free-of-charge consultation services on any intellectual property issues in every prefecture of Japan

(16) Intellectual property right experts Hands-on support for SMEs, in-house training, explanatory meeting regarding IP systems, seminars

(17) Project to promote the dissemination and enlightenment of IP in Local communities Dissemination and enlightenment of intellectual property system and support measures

Cross-sectional support

Overview

- Patent and design applications from large companies are on a downward trend, while trademark applications remain unchanged; on the other hand, patent and trademark applications from SMEs are on an upward trend, while design applications remain unchanged.
- In terms of the number of applications, large companies are 24 times more likely than SMEs to file patents, five times more likely to file designs, and three times more likely to file trademarks.
- The operating income per employee and operating profit on sales of SMEs that own IPRs are larger than those of companies that do not own IPRs.

Overview

■ Patent and design applications from large companies are on a downward trend, while trademark applications remain unchanged:

✓ SMEs that own IPRs tend to have better corporate performance. On the other hand, there is a large gap in the number of IPR applications between large and SMEs.

✓ JPO will continue to support SMEs in Japan so that they can more actively utilize their IPRs and improve their corporate performance.

of SMEs that own IPRs are larger than those of companies that do not own IPRs.

Thank you for your attention!

